

# Co:Writer

## Using Collected Words: Practice It

Assistive Technology Training Online  
University at Buffalo - The State University of New York  
USDE# H324M980014  
<http://at-training.com>

## Activity

Co:Writer collects new words you use and has them available for future guesses. It also offers you several dictionaries, as well as the option to create personalized dictionaries that are student or topic specific. Create a Personal Dictionary for a science lesson on the Solar System.

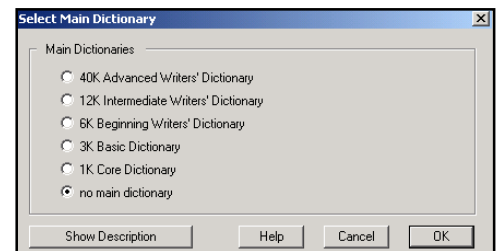
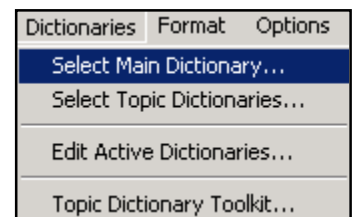
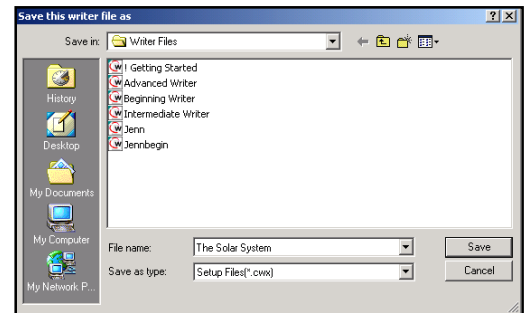
\*Note: If you are using a Macintosh, substitute the ⌘/Command key for the Ctrl/Control key in the keyboard shortcuts.

# Instructions

## Create a User-Specific Dictionary

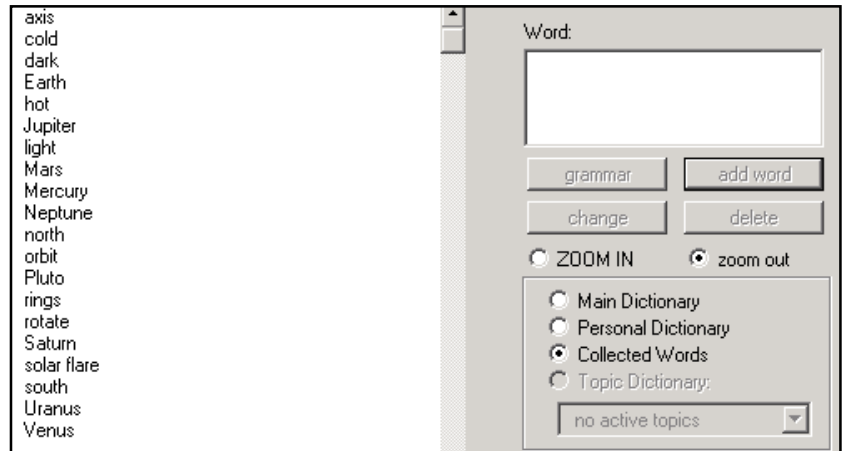
In addition to the Main Dictionary, Co:Writer also draws from the Personal Dictionary in the open Writer File to predict words. The Personal Dictionary is for more permanent storage of personal words and terminology. It only contains words and phrases deliberately entered or transferred to it. The Personal Dictionary is saved as part of the writer file and can be used to create a user-specific vocabulary for a student lesson.

- Launch Co:Writer with a new Writer. To use the **New Writer Wizard**, select **Program Menu\Co:Writer 4000\Getting Started**, or choose **New Writer** from the **File menu** if Co:Writer is already opened.
- Name the new writer file **The Solar System**.
- Launch your word processing program (e.g. Microsoft Word, Write:OutLoud, IntelliTalk II etc.).\*
- From the **Options** menu turn ON **Collected Words** by making sure it has a  $\surd$  next to it.
- In the **Collected Words Settings** dialog box, select **Yes** to Collect New Words and **No** to Predict New Words.
- From the **Dictionaries** menu choose **Select Main Dictionary**.
- In the **Select Main Dictionary** dialog box choose **No Main Dictionary**. Click **OK**.
- Begin typing the vocabulary words associated with the lesson, in this case, it is a science lesson on the Solar System.



- You can enter the words one right after the other, correcting spelling and grammar as you go. As long as you enter a space after each word, they will be saved to the Collected Words Dictionary.
- Select **Edit Active Dictionaries** from the **Dictionaries menu**.

- Edit your vocabulary list if necessary and transfer the collected words to the personal dictionary.
- Here is an example of what your Collected Words Dictionary may look like:



- Each time a student launches Co:Writer, it will launch with the Solar System Writer File unless they choose a new or different writer file. You can choose to have the student write with just the Personal Dictionary or add another dictionary by choosing **Select Main Dictionary** from the **Dictionaries menu**.
- Remember to clear the Collected Words after each student uses the writer file.

**\*Note:** You may also choose to build your vocabulary list using **Talk Mode**.

- Select **Capture Words** from the **Options menu** after typing your list.
- Turn OFF the **Number of Guesses** feature by selecting it from the **Format menu** and choosing **No Numbered Words**.
- Deselect **Talk Mode** from the **Options menu** to enter the **Edit Active Dictionaries** dialog box to edit and transfer your collected words.

